


➤ VECTOR ENGINE (VE)

Toshiba original motor control technology

In motor control technology, vector control which requires complicated high-speed calculation and high-level software developments is a new trend.

A new Toshiba original vector engine accomplishes easy and low-cost vector control. The vector engine is a coprocessor exclusive for motor control. The vector engine executes the typical calculation including transformation from a three-phase motor current to a two-phase, and transformation/counter transformation of the rotational coordinates. These functions reduce a CPU utilization of the software while user-specified position estimation and speed control, which varies depending on the system configuration and control method, are executed by software.

The task of the vector engine can be selected up to 16 types. With combining the vector engine to users' system, a high level of flexibility in motor control can be achieved.



* Arm and Cortex are registered trademarks of Arm Limited (or its subsidiaries) in the US and/or elsewhere.

➤ APPLICATIONS

- Washing machines
- Air conditioners
- Refrigerators
- Pumps
- Industrial motors
- Other rotating devices

➤ FEATURES

Coprocessor exclusive for motor control

Supporting various scheduling

Many tasks are prepared for various types of calculation

➤ ADVANTAGES

Reduction of the CPU overhead. Since the motor process time is reduced, a commanding share of the CPU held by the software is decreased by 72% when two motors are operating.
1) Another process can be handled.
2) High-speed PWM carrier frequency can be used.

As a coprocessor the vector engine has Toshiba original scheduling function. It select tasks and their combinations.

The impact of the difference between development environments can be reduced.
Compile options are not susceptible.

➤ BENEFITS

- Since the resources of the CPU can be devoted to PFC*, sensor processing, or communication systems, system performance can be improved.
- With a high speed PWM frequency, quiet and low-vibration operation can be possible.
- Combining with users' software, various operation can be allowed.
- Short development terms can be achieved.

* PFC: Power Factor Correction

➤ PRODUCT LINEUP

型番	Freq. (MHz)	ROM Size (KB)	RAM Size (KB)	PMD* (ch)	Package	Features	型番	Freq. (MHz)	ROM Size (KB)	RAM Size (KB)	PMD* (ch)	Package	Features
TMPM370FYFG	80	256	10	2	LQFP100 (14 x 14 mm)	Built-in various analog circuit. System cost can be reduced.	TMPM37AFSQG	40	64	1	1	VQFN32 (5 x 5 mm)	Pre-driver for 3-phase sine wave drive
TMPM370FYDFG	80	256	10	2	QFP100 (14 x 20 mm)		TMPM470FDFG	120	512	34	2	LQFP100 (14 x 14 mm)	Two units of the vector engine, Built-in CAN controller
TMPM372FWUG	80	128	6	1	LQFP64 (10 x 10 mm)	Small scale pin package	TMPM470FZFG	120	384	34	2		LQFP100 (14 x 14 mm)
TMPM373FWDUG	80	128	6	1	LQFP48 (7 x 7 mm)		TMPM470FYFG	120	256	18	2		
TMPM374FWUG	80	128	6	1	LQFP44 (10 x 10 mm)		TMPM475FDFG	120	512	34	2		
TMPM375FSDMG	40	64	4	1	SSOP30 (5.6 x 9.7 mm)	Built-in I ² C	TMPM475FZFG	120	384	34	2	LQFP100 (14 x 14 mm)	Two units of the vector engine, Built-in CAN controller CAN controller
TMPM376FDFG	80	512	32	2	LQFP100 (14 x 14 mm)		TMPM475FYFG	120	256	18	2		
TMPM376FDDFG	80	512	32	2	QFP100 (14 x 20 mm)								

RESTRICTIONS ON PRODUCT USE

Toshiba Corporation and its subsidiaries and affiliates are collectively referred to as "TOSHIBA". Hardware, software and systems described in this document are collectively referred to as "Product".

• TOSHIBA reserves the right to make changes to the information in this document and related Product without notice.

• This document and any information herein may not be reproduced without prior written permission from TOSHIBA. Even with TOSHIBA's written permission, reproduction is permissible only if reproduction is without alteration/omission.

• Though TOSHIBA works continually to improve Products' quality and reliability, Product can malfunction or fail. Customers are responsible for complying with safety standards and for providing adequate designs and safeguards for their hardware, software and systems which minimize risk and avoid situations in which a malfunction or failure of Product could cause loss of human life, bodily injury or damage to property, including data loss or corruption. Before customers use the Product, create designs including the Product, or incorporate the Product into their own applications, customers must also refer to and comply with (a) the latest versions of all relevant TOSHIBA information, including without limitation, this document, the specifications, the data sheets and application notes for Product and the precautions and conditions set forth in the "TOSHIBA Semiconductor Reliability Handbook" and (b) the instructions for the application with which the Product will be used with or for. Customers are solely responsible for all aspects of their own product design or applications, including but not limited to (a) determining the appropriateness of the use of this Product in such design or applications; (b) evaluating and determining the applicability of any information contained in this document, or in charts, diagrams, programs, algorithms, sample application circuits, or any other referenced documents; and (c) validating all operating parameters for such designs and applications. TOSHIBA ASSUMES NO LIABILITY FOR CUSTOMERS' PRODUCT DESIGN OR APPLICATIONS.

• PRODUCT IS NEITHER INTENDED NOR WARRANTED FOR USE IN EQUIPMENTS OR SYSTEMS THAT REQUIRE EXTRAORDINARILY HIGH LEVELS OF QUALITY AND/OR RELIABILITY, AND/OR A MALFUNCTION OR FAILURE OF WHICH MAY CAUSE LOSS OF HUMAN LIFE, BODILY INJURY, SERIOUS PROPERTY DAMAGE AND/OR SERIOUS PUBLIC IMPACT ("UNINTENDED USE"). Except for specific applications as expressly stated in this document, UNINTENDED USE includes, without limitation, equipment used in nuclear facilities, equipment used in the aerospace industry, lifesaving and/or life supporting medical equipment, equipment used for automobiles, trains, ships and other transportation, traffic signaling equipment, equipment used to control combustions or explosions, safety devices, elevators and escalators, and devices related to power plant. IF YOU USE PRODUCT FOR UNINTENDED USE, TOSHIBA ASSUMES NO LIABILITY FOR PRODUCT. For details, please contact your TOSHIBA sales representative or contact us via our website.

• Do not disassemble, analyze, reverse-engineer, alter, modify, translate or copy Product, whether in whole or in part.

• Product shall not be used for or incorporated into any products or systems whose manufacture, use, or sale is prohibited under any applicable laws or regulations.

• The information contained herein is presented only as guidance for Product use. No responsibility is assumed by TOSHIBA for any infringement of patents or any other intellectual property rights of third parties that may result from the use of Product. No license to any intellectual property right is granted by this document, whether express or implied, by estoppel or otherwise.

• ABSENT A WRITTEN SIGNED AGREEMENT, EXCEPT AS PROVIDED IN THE RELEVANT TERMS AND CONDITIONS OF SALE FOR PRODUCT, AND TO THE MAXIMUM EXTENT ALLOWABLE BY LAW, TOSHIBA (1) ASSUMES NO LIABILITY WHATSOEVER, INCLUDING WITHOUT LIMITATION, INDIRECT, CONSEQUENTIAL, SPECIAL, OR INCIDENTAL DAMAGES OR LOSS, INCLUDING WITHOUT LIMITATION, LOSS OF PROFITS, LOSS OF OPPORTUNITIES, BUSINESS INTERRUPTION AND LOSS OF DATA, AND (2) DISCLAIMS ANY AND ALL EXPRESS OR IMPLIED WARRANTIES AND CONDITIONS RELATED TO SALE, USE OF PRODUCT, OR INFORMATION, INCLUDING WARRANTIES OR CONDITIONS OF MERCHANTABILITY, FITNESS FOR A PARTICULAR PURPOSE, ACCURACY OF INFORMATION, OR NON-INFRINGEMENT.

• Do not use or otherwise make available Product or related software or technology for any military purposes, including without limitation, for the design, development, use, stockpiling or manufacturing of nuclear, chemical, or biological weapons or missile technology products (mass destruction weapons). Product and related software and technology may be controlled under the applicable export laws and regulations including, without limitation, the Japanese Foreign Exchange and Foreign Trade Law and the U.S. Export Administration Regulations. Export and re-export of Product or related software or technology are strictly prohibited except in compliance with all applicable export laws and regulations.

• Product may include products subject to foreign exchange and foreign trade control laws.


• Please contact your TOSHIBA sales representative for details as to environmental matters such as the RoHS compatibility of Product. Please use Product in compliance with all applicable laws and regulations that regulate the inclusion or use of controlled substances, including without limitation, the EU RoHS Directive. TOSHIBA ASSUMES NO LIABILITY FOR DAMAGES OR LOSSES OCCURRING AS A RESULT OF NONCOMPLIANCE WITH APPLICABLE LAWS AND REGULATIONS.

*PMD: Programmable Motor Driver

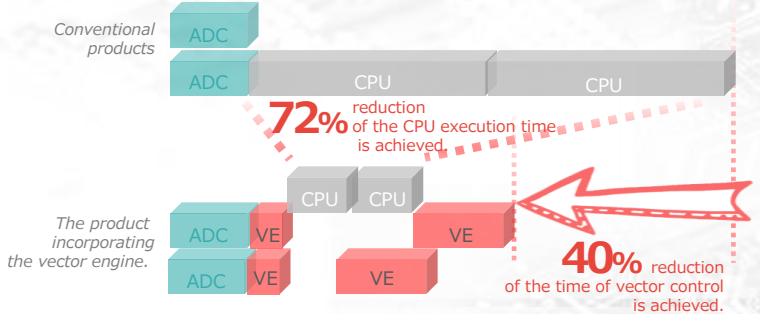
➤ ADVANTAGE: REMARKABLY SHORTENED MOTOR CONTROL PROCESSING TIME

Typical calculation in vector control is handled by the vector engine. Therefore, a CPU utilization of the software can be decreased. This reduction improves users' system performance because the CPU devotes the resources to PFC, sensor processing, or communication systems. In addition, if two motors are controlled, the vector engine remarkably reduces the CPU processing time. When two motors are vector-controlled by software, clock speed of the CPU must be increased for the processing. At this time, a consumption current will increase; therefore, the user need to consider the power supply, power dissipation, and EMC. If the vector engine is used together with the CPU, calculation for two channels is performed in parallel. The efficiency of calculation processing for two motors can be improved without a high-speed clock for the CPU.

Controlling one Motor



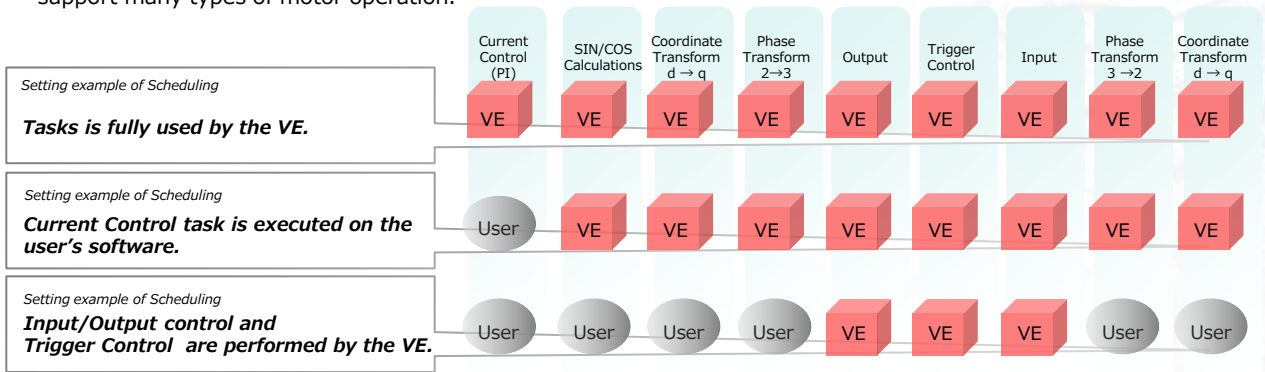
Controlling two Motors



Note; The above data is not guaranteed value but reference data.

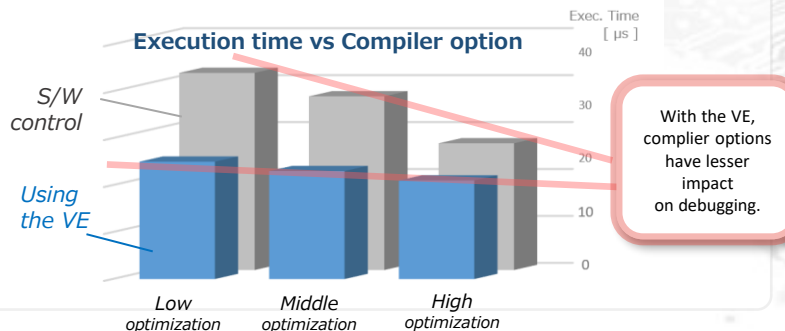
➤ ADVANTAGE: FLEXIBLE SCHEDULING BY THE COPROCESSOR VECTOR ENGINE

Position estimation and speed control, which vary depending on the system configuration and control method, are left to software processing. The vector engine handles the typical calculation including transformation from a three-phase motor current to a two-phase, or transformation/counter transformation of the rotational coordinates. The tasks of the vector engine are configured as a schedule. The combination of the tasks is up to 16 types. These various types of scheduling provide a high level of flexibility in motor control and the vector engine can support many types of motor operation.



Good new for Software developers. Reduction of Developers' load

Since the typical calculation is handled by the vector engine, software programs can be reduced. Therefore, the amount of the program to be compiled can be reduced. It means that the impact of the compiler performance or optimization options can be reduced.



Note: The above data is not guaranteed value but reference data.